

Spezifikation für Freigabe / specification for release

Kunde / customer :

Artikelnummer / part number : **744822120**

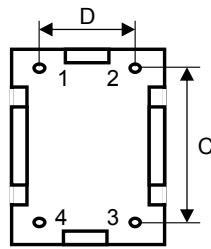
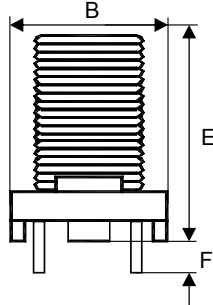
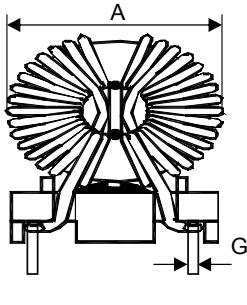
LF



Bezeichnung : **STROMKOMP. DROSSEL WE-CMB**
 description : **COMMON MODE CHOKE WE-CMB**

DATUM / DATE : 2004-10-11

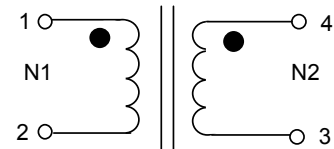
A Mechanische Abmessungen / dimensions:



	S	
A	17,5 max	mm
B	13,0 max	mm
C	7,7 ± 0,5	mm
D	5,0 ± 0,5	mm
E	22,0 max.	mm
F	3,0 ± 0,5	mm
G	0,7 typ.	mm

B Elektrische Eigenschaften / electrical properties:

Eigenschaften / properties	Testbedingungen / test conditions		Wert / value	Einheit / unit	tol.
Leerlauf-Induktivität / inductance	10 kHz / 50µA	L _O	20,0	mH	±30%
DC-Widerstand / DC-resistance	@ 25°C	R _{DC}	540,0	mΩ	max.
Nennstrom / nominal current		I _{DC}	0,5	A	max.
Nennspannung / nominal voltage		U _N	250	V _{AC}	typ.



D Prüfgeräte / test equipment:

WAYNE KERR WK3260B/WK3265 für/for L₀/L_N und/and RDC
HP 34401 A für/for I_N

E Testbedingungen / test conditions:

Luftfeuchtigkeit / humidity: 33%
 Umgebungstemperatur / temperature: +25°C
 Prüfspannung / testing voltage: 1500 V, 50 Hz
 5mA , 2 sec.

F Werkstoffe & Zulassungen / material & approvals

Sockel / base: UL94V-0
 Draht / wire: 2UEWF (155°C)
 Kleber / glue: UL94V-2
 Abstandhalter / spacer: UL94V-0

G Eigenschaften / general specifications:

Klimabeständigkeit/ climatic class: 40/125/21
 Betriebstemp. / operating temperature: -40°C - + 125°C
 Übertemperatur / temperature rise: < 55 K
 It is recommended that the temperature of the part does not exceed 125°C under worst case operating conditions.

Freigabe erteilt / general release:		Kunde / customer			
.....				
Datum / date		Unterschrift / signature		MST	Version 4
.....			MST	Version 3
.....			MST	Version 2
.....			MST	Version 1
Geprüft / checked		Kontrolliert / approved		Name	Änderung / modification
.....				Datum / date

This electronic component is designed and developed with the intention for use in general electronics equipments. Before incorporating the components into any equipments in the field such as aerospace, aviation, nuclear control, submarine, transportation, (automotive control, train control, ship control), transportation signal, disaster prevention, medical, public information network etc. where higher safety and reliability are especially required or if there is possibility of direct damage or injury to human body. In addition, even electronic component in general electronic equipments, when used in electrical circuits that require high safety, reliability functions or performance, the sufficient reliability evaluation-check for the safety must be performed before use. It is essential to give consideration when to install a protective circuit at the design stage.

Würth Elektronik eiSos GmbH & Co. KG

D-74638 Waldenburg · Max-Eyth-Strasse 1 -3 · Germany · Telefon (+49) (0) 7942 - 945 - 0 · Telefax (+49) (0) 7942 - 945 - 400

<http://www.we-online.com>